

# Strong-Bolt® 2 Wedge Anchor — Mechanically Galvanized

Strong-Bolt 2 wedge-type expansion anchor in a mechanically galvanized finish can be used where a high-load-resisting anchor is needed for exterior applications. It has the same dual undercutting embossments on each clip segment as the zinc-electroplated version. Suitable for horizontal, vertical and overhead applications, the STB2-MG anchor is tested in uncracked concrete in accordance with AC193 and also in uncracked masonry in accordance with AC01.

**Available Fall 2023**  
Please refer to [strongtie.com](http://strongtie.com)  
for updated engineering/  
load value tables.


## Features


- Chamfered top designed to prevent mushrooming during installation
- Suitable for horizontal, vertical and overhead applications
- Tested for minimum concrete thickness of 3¼"
- Standard (ANSI) fractional sizes: fits standard fixtures and installs with common drill bit and tool sizes
- Tested per ACI355.2 and AC193

**Material:** Carbon steel

**Coating:** Mechanically galvanized


## Installation

 Do not use an impact wrench to set or tighten the Strong-Bolt 2 anchor.

 **Caution:** Oversized holes in the base material will make it difficult to set the anchor and will reduce the anchor's load capacity.

1. Drill a hole in the base material using a carbide drill bit the same diameter as the nominal diameter of the anchor to be installed. Drill the hole to the specified minimum hole depth, and blow it clean using compressed air. (Overhead installations need not be blown clean.) Alternatively, drill the hole deep enough to accommodate embedment depth and dust from drilling.
2. Assemble the anchor with nut and washer so the top of the nut is flush with the top of the anchor. Place the anchor in the fixture, and drive it into the hole until the washer and nut are tight against the fixture.
3. Tighten to the required installation torque.

**NEW**



**Strong-Bolt 2  
Wedge Anchor —  
Mechanically  
Galvanized**

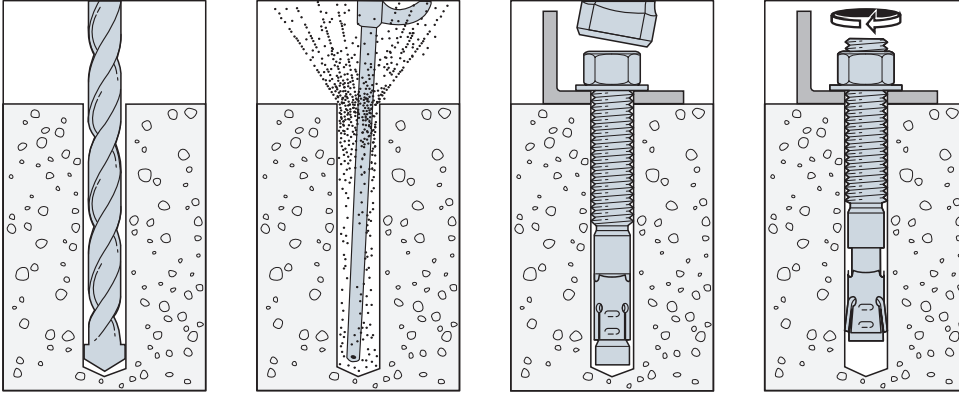
### Head Stamp

The head is stamped with the length identification letter, bracketed top and bottom by horizontal lines.

# Strong-Bolt® 2 Wedge Anchor — Mechanically Galvanized

Mechanical Anchors

## Installation Sequence



## Material Specifications

| Anchor Body             | Nut                               | Washer                 | Clip                     |
|-------------------------|-----------------------------------|------------------------|--------------------------|
| Mechanically Galvanized | Carbon Steel, ASTM A 563, Grade A | Carbon Steel ASTM F844 | Carbon Steel, ASTM A 568 |

## Strong-Bolt 2 Anchor Installation Data




























| Strong-Bolt 2 Diameter (in.) | 1/4  | 3/8  | 1/2  | 5/8   | 3/4   |
|------------------------------|------|------|------|-------|-------|
| Drill Bit Size (in.)         | 1/4  | 3/8  | 1/2  | 5/8   | 3/4   |
| Min. Fixture Hole (in.)      | 5/16 | 7/16 | 9/16 | 11/16 | 7/8   |
| Wrench Size (in.)            | 7/16 | 9/16 | 3/4  | 15/16 | 1 1/8 |

## Length Identification Head Marks on Strong-Bolt 2 Wedge Anchors (corresponds to length of anchor — inches)

| Mark                    | Units | A     | B     | C     | D     | E     | F     | G     | H     | I     | J     | K     | L     | M     | N     | O     | P     | Q     | R  | S  | T  | U  | V  | W  | X  | Y  | Z  |
|-------------------------|-------|-------|-------|-------|-------|-------|-------|-------|-------|-------|-------|-------|-------|-------|-------|-------|-------|-------|----|----|----|----|----|----|----|----|----|
| From                    | in.   | 1 1/2 | 2     | 2 1/2 | 3     | 3 1/2 | 4     | 4 1/2 | 5     | 5 1/2 | 6     | 6 1/2 | 7     | 7 1/2 | 8     | 8 1/2 | 9     | 9 1/2 | 10 | 11 | 12 | 13 | 14 | 15 | 16 | 17 | 18 |
| Up To But Not Including | in.   | 2     | 2 1/2 | 3     | 3 1/2 | 4     | 4 1/2 | 5     | 5 1/2 | 6     | 6 1/2 | 7     | 7 1/2 | 8     | 8 1/2 | 9     | 9 1/2 | 10    | 11 | 12 | 13 | 14 | 15 | 16 | 17 | 18 | 19 |

## Strong-Bolt® 2 Wedge Anchor — Mechanically Galvanized

## Strong-Bolt 2 Anchor Product Data — Mechanically Galvanized

|   | Size (in.)  | Mechanically Galvanized Model No. | Drill Bit Diameter (in.) | Thread Length (in.) | Quantity |        |
|---|-------------|-----------------------------------|--------------------------|---------------------|----------|--------|
|   |             |                                   |                          |                     | Box      | Carton |
|    | 1/4 x 3 1/4 | STB2-25314MG                      | 1/4                      | 2 7/16              | 100      | 500    |
|    | 3/8 x 3     | STB2-37300MG                      | 3/8                      | 1 9/16              | 50       | 250    |
|    | 3/8 x 3 3/4 | STB2-37334MG                      | 3/8                      | 2 9/16              | 50       | 250    |
|    | 3/8 x 5     | STB2-37500MG                      | 3/8                      | 3 9/16              | 50       | 200    |
|    | 3/8 x 7     | STB2-37700MG                      | 3/8                      | 5 9/16              | 50       | 200    |
|    | 1/2 x 2 3/4 | STB2-50234MG                      | 1/2                      | 1 1/4               | 25       | 125    |
|    | 1/2 x 3 3/4 | STB2-50334MG                      | 1/2                      | 2 1/16              | 25       | 100    |
|    | 1/2 x 4 1/4 | STB2-50414MG                      | 1/2                      | 2 9/16              | 25       | 100    |
|    | 1/2 x 5 1/2 | STB2-50512MG                      | 1/2                      | 3 13/16             | 25       | 100    |
|    | 1/2 x 7     | STB2-50700MG                      | 1/2                      | 5 5/16              | 25       | 100    |
|    | 1/2 x 8 1/2 | STB2-50812MG                      | 1/2                      | 6                   | 25       | 100    |
|    | 1/2 x 10    | STB2-50100MG                      | 1/2                      | 6                   | 25       | 100    |
|   | 5/8 x 3 1/2 | STB2-62312MG                      | 5/8                      | 1 5/8               | 20       | 80     |
|  | 5/8 x 4 1/2 | STB2-62412MG                      | 5/8                      | 2 7/16              | 20       | 80     |
|  | 5/8 x 5     | STB2-62500MG                      | 5/8                      | 2 15/16             | 20       | 80     |
|  | 5/8 x 6     | STB2-62600MG                      | 5/8                      | 3 15/16             | 20       | 80     |
|  | 5/8 x 7     | STB2-62700MG                      | 5/8                      | 4 15/16             | 20       | 80     |
|  | 5/8 x 8 1/2 | STB2-62812MG                      | 5/8                      | 4 15/16             | 20       | 80     |
|  | 5/8 x 10    | STB2-62100MG                      | 5/8                      | 6                   | 10       | 20     |
|  | 5/8 x 12    | STB2-62120MG                      | 5/8                      | 6                   | 10       | 20     |
|  | 3/4 x 4 3/4 | STB2-75434MG                      | 3/4                      | 2 5/8               | 10       | 40     |
|  | 3/4 x 5 1/2 | STB2-75512MG                      | 3/4                      | 3 3/16              | 10       | 40     |
|  | 3/4 x 6 1/4 | STB2-75614MG                      | 3/4                      | 3 15/16             | 10       | 40     |
|  | 3/4 x 7     | STB2-75700MG                      | 3/4                      | 4 11/16             | 10       | 40     |
|  | 3/4 x 8 1/2 | STB2-75812MG                      | 3/4                      | 6                   | 10       | 20     |
|  | 3/4 x 10    | STB2-75100MG                      | 3/4                      | 6                   | 10       | 20     |
|  | 3/4 x 12    | STB2-751200MG                     | 3/4                      | 6                   | 5        | 10     |