

# Composite Decking Screws

## Deck-Drive™ DCU COMPOSITE Screw

### Fastening Composite Decking Boards

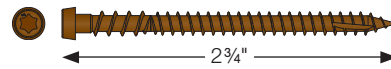
The Deck-Drive DCU composite screw is engineered to provide beautiful fastening results for all types of composite decking while also offering greater ease of installation, a clean finish and superb corrosion resistance. The Deck-Drive DCU is the go-to-screw for all your composite decking applications, eliminating the need to mix and match screws to the decking.

Deck-Drive DCU composite decking screws are available in carbon steel with our Quik Guard® coating. For superior corrosion resistance in marine or high-exposure environments, choose the appropriate stainless-steel DCU screw (Type 305 or Type 316). DCU screws provide a clean finish because of their special head design and are available in 11 colors, matched to blend with most major decking manufacturers. These are bulk screws, also available collated for the Quik Drive® auto-feed screw driving system.

#### Features:

- Available in carbon steel, as well as Type 305 and Type 316 stainless steel for high to severe levels of corrosion resistance
- Tri-lobe thread design reduces damage to the composite board while driving
- Inverted upper threads clear excess material to ensure the screw is seated properly and consistently
- Double-cut point penetrates composite-decking with ease for faster starts
- Cap-head prevents mushrooming and material from rising up above the deck for a smoother, clean-looking installation
- Approved fastener (by Trex®) for Trex® composite decking
- This screw is also available collated for the Quik Drive system; see p. 197 for details
- Refer to pp. 24–25 for color matching information
- Replacement bit part number: BIT20T-2-RC3

### Carbon Steel, Quik Guard® Coating



Size	Length (in.)	Color	Clamshell (70 ct.)	Deck Pack (350ct) <sup>1</sup>	Contractor Bucket (1,750 ct) <sup>2</sup>
#10	2¾	Tan	DCU234TNR70	DCU234TNR350	DCU234TNMB
#10	2¾	Tan 01	DCU234TN01R70	DCU234TN01R350	DCU234TN01MB
#10	2¾	Tan 02	DCU234TN02R70	DCU234TN02R350	DCU234TN02MB
#10	2¾	Tan 03	DCU234TN03R70	DCU234TN03R350	DCU234TN03MB
#10	2¾	Gray	DCU234GRR70	DCU234GRR350	DCU234GRMB
#10	2¾	Gray 01	DCU234GR01R70	DCU234GR01R350	DCU234GR01MB
#10	2¾	Gray 04	DCU234GR04R70	DCU234GR04R350	DCU234GR04MB
#10	2¾	Brown 01	DCU234BR01R70	DCU234BR01R350	DCU234BR01MB
#10	2¾	Brown 05	DCU234BR05R70	DCU234BR05R350	DCU234BR05MB
#10	2¾	Red	DCU234RDR70	DCU234RDR350	DCU234RDMB
#10	2¾	Red 01	DCU234RD01R70	DCU234RD01R350	DCU234RD01MB



1. 350 screws install approx. 100 sq. ft. of decking with framing at 16" on-center spacing.

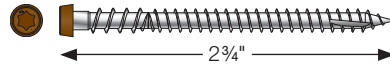
2. 1,750 screws install approx. 500 sq. ft. of decking with framing at 16" on-center spacing.

# Composite Decking Screws

## Deck-Drive™ DCU COMPOSITE Screw (cont.)

Painted head

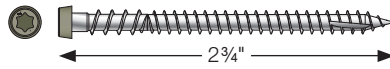
Type 316 Stainless Steel



Size	Length (in.)	Head Color	Clamshell (70 ct.)	Deck Pack (350ct) <sup>1</sup>	Contractor Bucket (1,750 ct) <sup>2</sup>
#10	2¾	—	DCU234C316	DCU234P316	DCU234MB316
#10	2¾	Tan	DCU234C316TN	DCU234P316TN	DCU234MB316TN
#10	2¾	Tan 01	DCU234C316TN01	DCU234P316TN01	DCU234MB316TN01
#10	2¾	Tan 02	DCU234C316TN02	DCU234P316TN02	DCU234MB316TN02
#10	2¾	Tan 03	DCU234C316TN03	DCU234P316TN03	DCU234MB316TN03
#10	2¾	Gray	DCU234C316GR	DCU234P316GR	DCU234MB316GR
#10	2¾	Gray 01	DCU234C316GR01	DCU234P316GR01	DCU234MB316GR01
#10	2¾	Gray 04	DCU234C316GR04	DCU234P316GR04	DCU234MB316GR04
#10	2¾	Brown 01	DCU234C316BR01	DCU234P316BR01	DCU234MB316BR01
#10	2¾	Brown 05	DCU234C316BR05	DCU234P316BR05	DCU234MB316BR05
#10	2¾	Red	DCU234C316RD	DCU234P316RD	DCU234MB316RD
#10	2¾	Red 01	DCU234C316RD01	DCU234P316RD01	DCU234MB316RD01



Type 305 Stainless Steel



Size	Length (in.)	Head Color	Clamshell (70 ct.)	Deck Pack (350ct) <sup>1</sup>	Contractor Bucket (1,750 ct) <sup>2</sup>
#10	2¾	—	DCU234C305	DCU234P305	DCU234MB305
#10	2¾	Tan	—	DCU234P305TN	DCU234MB305TN
#10	2¾	Tan 01	—	DCU234P305TN01	DCU234MB305TN01
#10	2¾	Tan 02	—	DCU234P305TN02	DCU234MB305TN02
#10	2¾	Tan 03	—	DCU234P305TN03	DCU234MB305TN03
#10	2¾	Gray	—	DCU234P305GR	DCU234MB305GR
#10	2¾	Gray 01	—	DCU234P305GR01	DCU234MB305GR01
#10	2¾	Gray 04	—	DCU234P305GR04	DCU234MB305GR04
#10	2¾	Brown 01	—	DCU234P305BR01	DCU234MB305BR01
#10	2¾	Brown 05	—	DCU234P305BR05	DCU234MB305BR05
#10	2¾	Red	—	DCU234P305RD	DCU234MB305RD
#10	2¾	Red 01	—	DCU234P305RD01	DCU234MB305RD01



1. 350 screws install approx. 100 sq. ft. of decking with framing at 16" on-center spacing.  
2. 1,750 screws install approx. 500 sq. ft. of decking with framing at 16" on-center spacing.