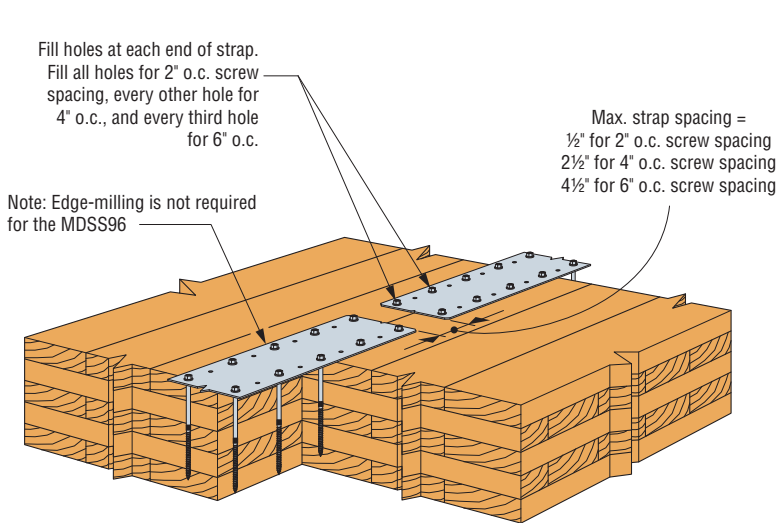


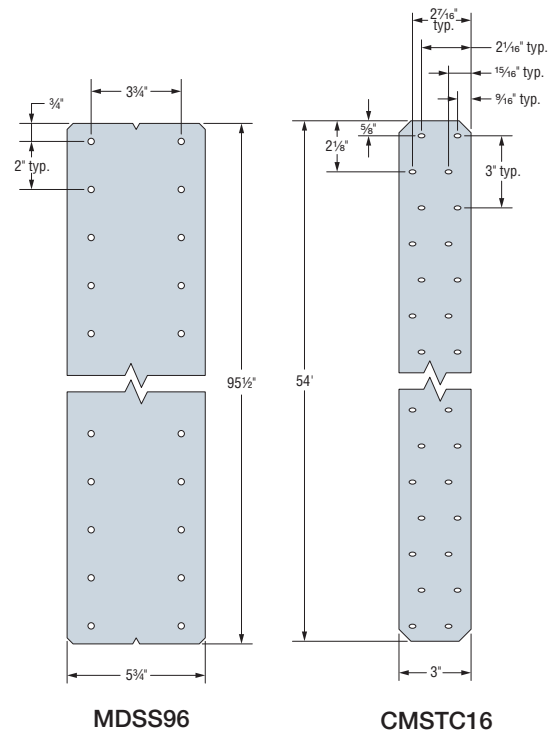
Mass Timber Application Guide

Diaphragm Surface Spline

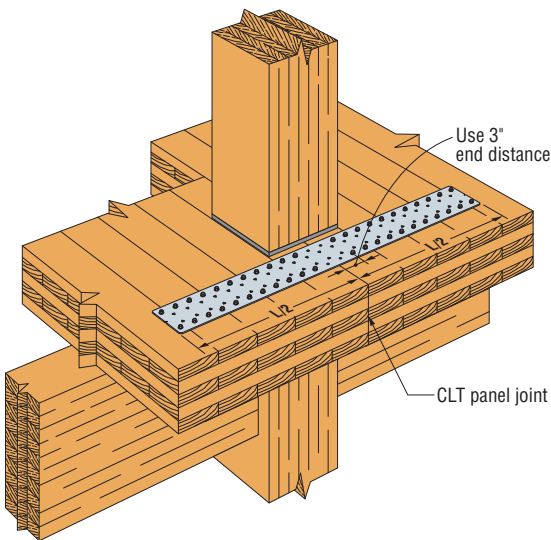
Mass Timber Connectors



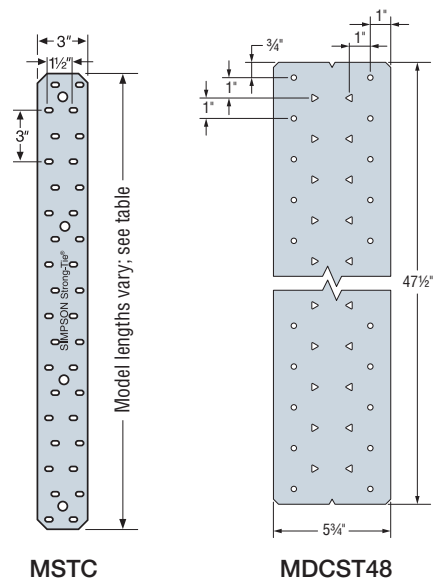
Typical MDSS96 Installation
with 1/4" x 6" SDS Heavy-Duty Connector Screws
at 4" o.c. in a Five-Ply CLT Panel
(2" o.c. and 6" o.c. SDS screw spacing options similar;
three-ply application similar)



Tension Straps for Cross-Laminated Timber



Typical MDCST48 Installation for Diaphragm
Chord Tension Across a Five-Ply CLT Panel Joint
(three-ply and seven-ply CLT similar;
other strap options similar)



For more information about mass timber applications and loads, visit strongtie.com/masstimber.